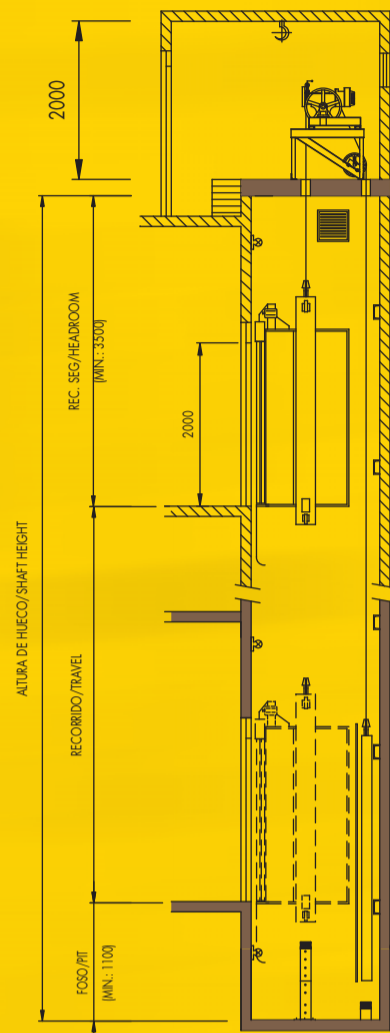


Ascensores eléctricos • Traction lifts

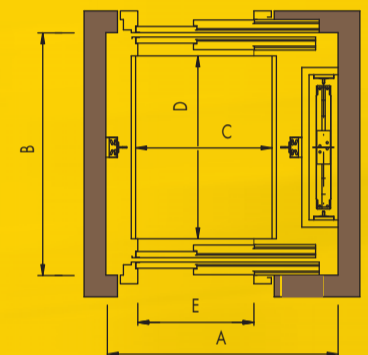
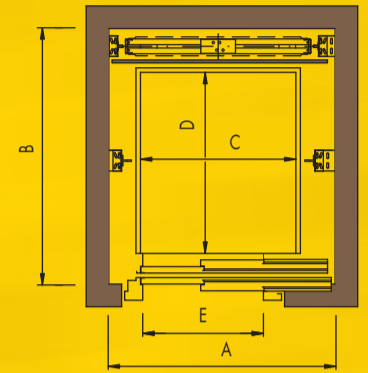
TIRO DIRECTO/DIRECT ACTING 1:1

- 2 Velocidades/ 2 Speeds
VVVF/VVVF
- Velocidad/Speed: 0,6 m/s-1 m/s-1,6 m/s



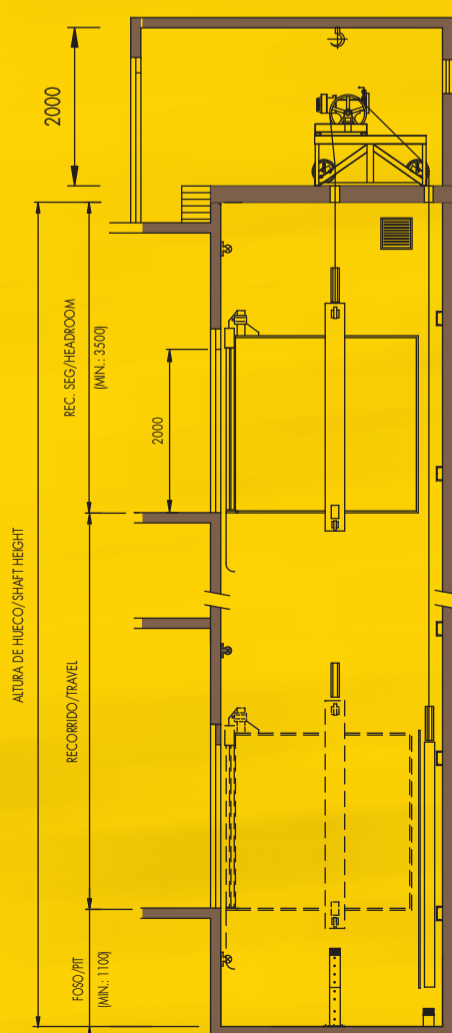
			CARGA (Kg) LOAD (Kg)	300	450	600	750	900	1000
1 ACCESO 1 ENTRANCE	HUECO SHAFT	(AxB)	1300x1550	1450x1750	1600x1900	1700x2200	1700x2500	1700x2700	
	CABINA CAR	(Cx D)	900x1040	1000x1250	1100x1400	1100x1600	1100x1900	1100x2100	
	PASO LIBRE CLEAR OP.	(E)	700	800	800	900	900	900	

2 ACCESOS 2 ENTRANCES 180°	HUECO SHAFT	(AxB)	1400x1550	1650x1650	1850x1850	1900x2000	1900x2300	1900x2500
	CABINA CAR	(Cx D)	750x1100	1000x1200	1100x1400	1100x1550	1100x1850	1100x2050
	PASO LIBRE CLEAR OP.	(E)	700	800	800	900	900	900



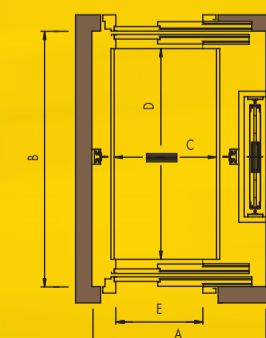
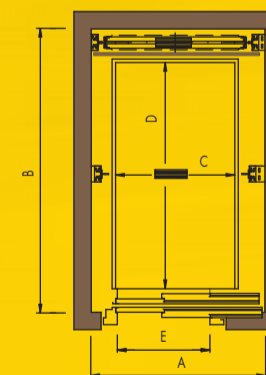
TIRO DIFERENCIAL/INDIRECT ACTING 2:1

- 2 Velocidades/ 2 Speeds
VVVF/VVVF
- Velocidad/Speed: 0,6 m/s-1 m/s-1,6 m/s



			CARGA (Kg) LOAD (Kg)	1125	1250	1350	1500
1 ACCESO 1 ENTRANCE	HUECO SHAFT	(AxB)	1850x2700	1900x2700	1900x2800	1950x2900	
	CABINA CAR	(Cx D)	1200x2100	1300x2100	1300x2200	1400x2300	
	PASO LIBRE CLEAR OP.	(E)	1000	1000	1000	1000	

2 ACCESOS 2 ENTRANCES 180°	HUECO SHAFT	(AxB)	2100x2600	2200x2600	2200x2700	2300x2800
	CABINA CAR	(Cx D)	1200x2100	1300x2100	1300x2200	1400x2300
	PASO LIBRE CLEAR OP.	(E)	1000	1000	1000	1000



Grupos tractores versátiles y fiables
Traction groups with a high guarantee of versatility and reliability



Máquinas sin reductor gearless
Gearless machines

